


# 大型车床 LARGE LATHE



大型/超大型车床  
LARGE LATHE



轧辊车床  
ROLL LATHE



双床身车床  
TWO WAY BED LATHE



车削中心  
TURNING CENTER




株式会社 唐津精密机床  
Karats Precision, Inc.

# 大型车床

# LARGE LATHE

## L-20BN 镗床


### L-20BN BORING MACHINE



高精度高效率加工气缸套内径用镗床


A special purpose large lathe with a long square boring bar and a tool holder for fine finishing of cylinder liner bore.

气缸套内径高精度精工  
Precision finishing of Cylinder Liner Bore



## L-26N 大型车床

### L-26N LARGE LATHE



可高效粗工、精工大径长尺寸轴类工件

High productive rough and finish turning of large shafts and rods

## L-28N 大型车床(2,700x6,000)

### L-28N LARGE LATHE




专用于涡轮盘加工的大型车床采用崭新的理念，配置主轴箱、刀架台各两台，涡轮盘内外加工时效实现飞跃性提高。

A special purpose large lathe with two sets of headstock and tool post is designed exclusively for turning turbine discs.

After finish turning one side of the disc on one headstock, the other headstock approaches, chucks and moves to its home position for turning the other side of the disc, where time consuming rechucking time is significantly reduced.

## L-35HN 大型车床(3,500x25,000) L-35HN LARGE LATHE



采用两台独立溜板实现重切削到精切削的强力、精密型复合车床

Heavy duty workpiece can be turned and ground in a single setup by independent turning and grinding carriages.

## L-36N 大型车床(3,500x12,000) L-36N LARGE LATHE



适用于加工汽轮机&发电机转子、轧辊、船用轴等众多大型、超大型轴类的强力、高精度车床，系列齐全。

Wide variety of large and extra-large lathes have been designed based on deep experience in turning turbine rotor shafts, generator rotor shafts, mill rolls and large shafts for ship building industry. Good reputation has been enjoyed for rigidity and high accuracy.

## 车削中心

## TURNING CENTER

## KSTC-10N 车削中心 KSTC-10N TURNING CENTER



以高刚性、高精度为理念开发的配备Y轴的大型复合车床，具备顶级的车铣功能。两顶尖支撑重量5~60吨。

A large and heavy duty 5 axis turning center is available with slant bed configuration (KSTC) and a new model with flat bed configuration (KFTC). The design concept for both machines are heavy duty and multi-purpose machining including grinding up to 60 tons work piece on KFTC model.


# 轧辊车床

# ROLL LATHE


LR-20HN 轧辊车床 LR-20HN ROLL LATHE

最适用于高硬度等轧辊重切削加工的大型轧辊车床。


Deep experiences in roll turning has established a wide variety of roll turning lathe series. Solutions for heavy duty turning, deep grooving, etc. are investigated and presented to customers.



LR-15N 轧辊车床 LR-15N ROLL LATHE



LR-8N 轧辊车床 LR-8N ROLL LATHE



# 双床身车床

# TWO WAY BED LATHE

## LT-2型车床 LT-2 LATHE



以双床身构造实现紧凑性与便利性的车床，  
具备加工各种轴类与轧辊所要求的高刚性与通用性。


A Two Way Bed Lathe provides solutions for floor area saving, and operation friendliness without losing its rigidity.



主轴通孔直径105~546mm类型

A hollow spindle headstock with 105 - 546mm diameter bore is available as an option.

## LT-3型车床 LT-3 LATHE



## 大型车床 LARGE LATHE

型号 MODEL			L-14N	L-16N	L-18N	L-20N	L-24N
过床身回转	Swing over bed	mm	1,400	1,600	1,800	2,000	2,400
顶尖中心距	Distance between centers	mm	4,000~20,000	4,000~20,000	4,000~20,000	4,000~20,000	6,000~20,000
工件最大重量	Max. weight of work	kg	10,000	20,000	30,000	40,000	50,000
主电动机	Main motor	AC/kW	37	60	100	100	200

型号 MODEL			L-26N	L-28N	L-32N	L-36N	L-40N
过床身回转	Swing over bed	mm	2,600	2,800	3,200	3,600	4,000
顶尖中心距	Distance between centers	mm	6,000~20,000	6,000~20,000	6,000~20,000	6,000~20,000	6,000~20,000
工件最大重量	Max. weight of work	kg	60,000	100,000	300,000	300,000	400,000
主电动机	Main motor	AC/kW	200	200	330	330	500

## 轧辊车床 ROLL LATHE

型号 MODEL			LR-8N	LR-9N	LR-11N	LR-13N	LR-15N	LR-18N	LR-20N
过溜板回转	Swing over carriage	mm	800	900	1,100	1,300	1,500	1,800	2,000
顶尖中心距	Distance between centers	mm	3,000~	4,000~	4,000~	6,000~	6,000~	6,000~	6,000~
工件最大重量	Max. weight of work	kg	10,000	15,000	20,000	30,000	40,000	60,000	100,000
主电动机	Main motor	AC/kW	45	60	60	100	100	200	200

## 双床身车床 TWO WAY BED LATHE

型号 MODEL			LT-1	LT-2	LT-3
过床身回转	Swing over bed	mm	1200	1,600	2,200
顶尖中心距	Distance between centers	mm	3,000~	4,000~	4,000~
工件最大重量	Max. weight of work	kg	5,000	10,000	15,000
主电动机	Main motor	AC/kW	18.5/22	37/45	45/55

## 车削中心 TURNING CENTER

型号 MODEL			KSTC-10N	KFTC-15N	KFTC-20N
过溜板回转	Swing over carriage	mm	1,060	1,500	2,000
顶尖中心距	Distance between centers	mm	~4,160	~10,000	~10,000
Y轴移动量	Y-axis travel	mm	±250	-450 +500	-450 +500
工件最大重量	Max. weight of work	kg	5,000	60,000	60,000
主电动机	Main motor	AC/kW	37/45	100	100
工具主轴电动机	Milling spindle motor	AC/kW	11/15	80/100	80/100

※产品介绍如有变更，恕不另行通知。  
※Contents in this brochure are subject to modify without notice in case of machine improvement.

### ■ 总部·东京营业所

邮编:108-0073 东京都港区三田1-4-28 三田国际大厦1楼117区

电话号码:03-3451-6861 传真:03-3451-6862

### ■ 大阪营业所

邮编:550-0002 大阪市西区江户堀1-2-11 大同生命馆501

电话号码:06-6441-1600/1601 传真:06-6441-1602

### ■ 唐津工厂

邮编:847-0861 佐贺县唐津市二夕子3-12-41

电话号码:0955-72-1111 传真:0955-72-1110

### ■ 韩国首尔事务所 (K&K Co.)

邮编:01080 501 Jain Bldg. 11, Nohae-ro, Gangbuk-gu, Seoul, 01080 Korea.

电话号码:02-2254-1563 传真:02-2254-1564

### ■ 卡拉致精密机床(上海)有限公司

邮编:200050 中国上海市长宁区中山西路555号 绿洲大厦1幢11楼09单元

电话号码:021-6218-0028 传真:021-6218-0028

### ■ TOKYO, HEAD & SALES OFFICE

117 Mita-Kokusai-Bldg., 1-4-28 Mita, Minato-Ku, Tokyo 108-0073 Japan

PHONE : +81-3-3451-6861 FAX : +81-3-3451-6862

### ■ OSAKA SALES OFFICE

501 Daido-Seimei-Minami-Kan, 1-2-11 Edobori, Nishi-Ku, Osaka 550-0002 Japan

PHONE : +81-6-6441-1600, 1601 FAX : +81-6-6441-1602

### ■ KARATSU WORKS

3-12-41, Futago, Karatsu-City, Saga 847-0861 Japan

PHONE : +81-955-72-1111 FAX : +81-955-72-1110

### ■ SEOUL SALES OFFICE

501 Jain Bldg. 11, Nohae-ro, Gangbuk-gu, Seoul, 01080 Korea

PHONE : +82-2-2254-1563 FAX : +82-2-2254-1564

### ■ SHANGHAI OFFICE

Block 09 11F Oasis Tower, No.555 Zhongshang West Road, Changning District, Shanghai 200050 China

PHONE : +86-21-6218-0028 FAX : +86-21-6218-0028



株式会社 唐津精密机床  
Karats Precision, Inc.